



MORGAN COUNTY COMMISSION
A G E N D A
January 02, 2024
10:00 AM
150 East Washington Street, Madison, GA
2nd Floor Board Room

Pledge and Invocation

1. Election of Chairman for 2024
2. Election of Vice-Chairman for 2024

Agenda Approval

Presentations

- [3.](#) Madison-Morgan CVB Annual Report-pg. #2

Minutes

- [4.](#) December 19, 2023 BOC Meeting-pg. #13

Consent Agenda

- [5.](#) Motion to accept as information the December 2023 payables and financials-pg. #16

Unfinished Business

- [6.](#) Planning Commission Board Vacancy-pg. #30

New Business

- [7.](#) 2024 Qualifying Fees-Resolution 2024-RES-001-pg. #31
- [8.](#) 2024 County Physician Appointment-pg. #34
9. County Manager Report
10. Public Comments on Agenda Items
11. Commissioner Comments

EXECUTIVE SESSION

12. Personnel



MADISON MORGAN CVB

22-23 Annual Report

Fiscal Year: July 1, 2022 – June 30, 2023

Presented by: Jennifer Rosa León
Executive Director

OUR MISSION

To boost economic vitality and development by inspiring tourists to come, stay and take part in the local tourism economy.



OUR INDUSTRY

Year
2022

County
Morgan County



\$60.3M

Total Visitor Spending
YOY: ▲ 8.6%



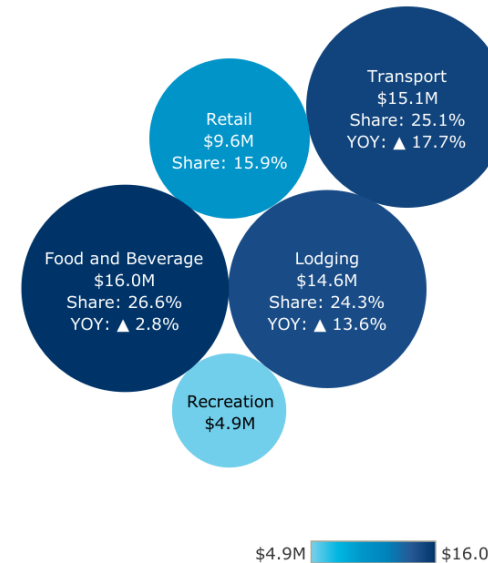
4.6% is the share of jobs
directly sustained by visitor
spending in county



Visitors generated **\$5.6M** in
state and local taxes
which is equivalent to **\$768** in
tax savings for every household

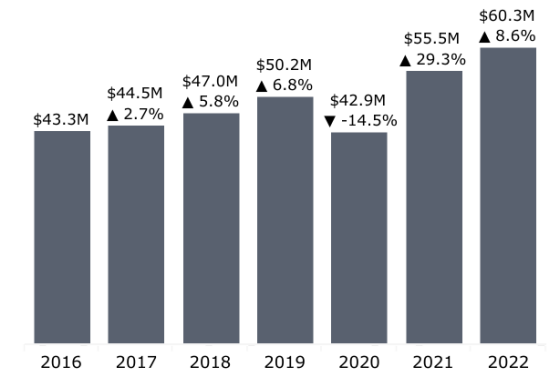
Visitor Spending by Category in 2022

Actual, share & % change YOY



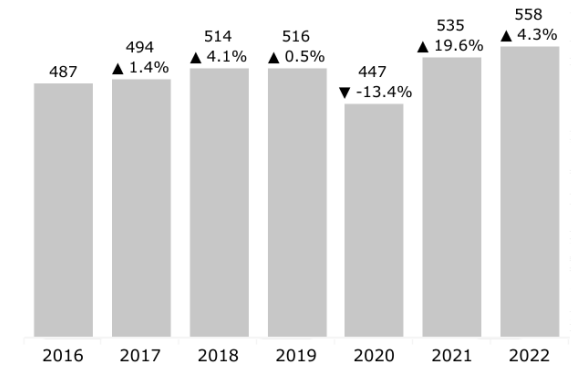
Visitor Spending

Actual & % change YOY



Tourism Supported Direct Employment

Actual & % change YOY



BEST YEAR EVER VISITMADISONGA.COM



Sessions

59.79%

114,580 vs 71,706



Comparison to Previous FY



Sessions

70.19%

114,580 vs 67,324

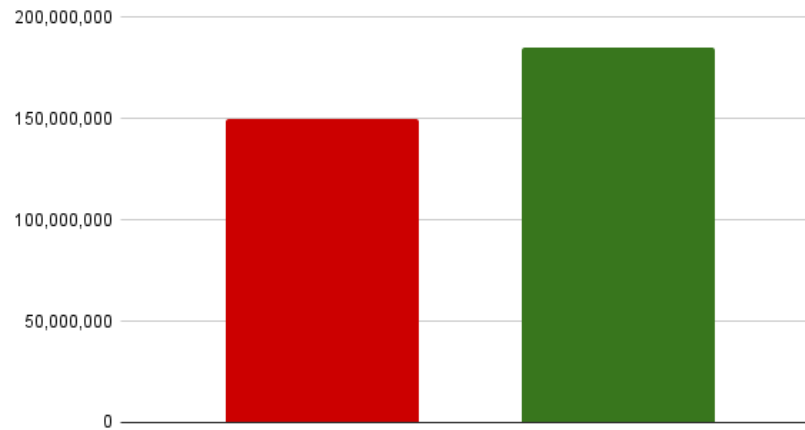


Comparison to Pre-pandemic (FY 18-19)

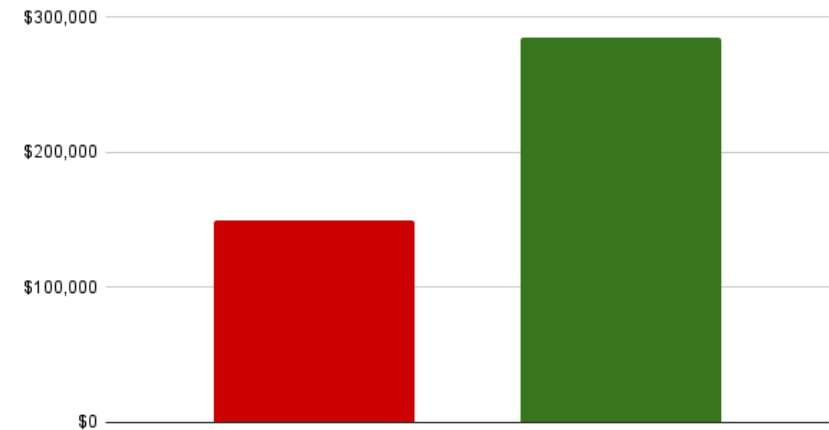
EARNED MEDIA (PR)

- Generated a total of 185,413,294 impressions with an approximate advertising equivalency (AVE) value of \$285,292.
- Outperformed impressions goal at 123.6% and AVE goal by 190.2%.

IMPRESSIONS PERFORMANCE



AVE PERFORMANCE



EARNED MEDIA (PR)

- Hosted five individual media visits, including *Cooking with Paula Deen*, *The Atlanta-Journal Constitution*, and the *Roamalicious* blog syndicated by *MSN*.
- Hosted a family group press trip at Hard Labor Creek State Park with three family focused blogs with large online and social media audiences.
- Generated high profile national, regional, and local feature coverage.

cooking with
Paula
DEEN

HGTV

TRAVEL+
LEISURE

AD
ARCHITECTURAL DIGEST

thrillist

BESTLIFE

Southern Living

AJC

 **THE TRAVEL**

 **msn**

GeorgiaTrend

MADISC
GEORGIA
MORGAN COUNT
CONVENTION &
VISITORS BUREAU

SOCIAL MEDIA

Facebook

- Surpassed follower and paid impression goals



12,550 (3%) Followers Goal
12,607 Followers 06/30/23



290,000 Paid Impressions
413,020 Impressions

Instagram

- Surpassed follower goal



4,800 (9%) Followers Goal
5,028 Followers 6/30/23



Welcome Center

FY22-23 SMART Goal:



SMART Goal: Success to be measured by
maintaining a 5-bubble rating on TripAdvisor.

●●●●● 182 reviews • #1 of 15 things to do in Madison • Visitor Centers

Welcomed 10,219 visitors FY 22-23

eNewsletter

FY22-23 SMART Goals:

- Increase Subscribers by 20 percent. *Actual 150% increase!*
Current Subscribers: 1,562
- Maintain open rate above industry average (20.4 percent).
Actual 52% open rate!



Holiday 2022

Discover the Magic of a Small Town Christmas

There is no magic to enjoy when you take time to explore Madison's newly decorated downtown, magical events, seasonal splendor, and holiday gift shops all ready to celebrate you to celebrate this season in style.

[Learn More](#)



5 Reasons Why There's No Place Like Madison for a Christmas Getaway

With beloved Christmas events from parades to winter festivals and one of the South's most well-respected Holiday Tour of Homes, it is easy to see why Madison is known as one of England Georgia's 5 Small Towns That Do Christmas Right.

[Read More](#)

Read on to discover why Madison is the perfect place for a Christmas getaway that's sure to create lasting memories.

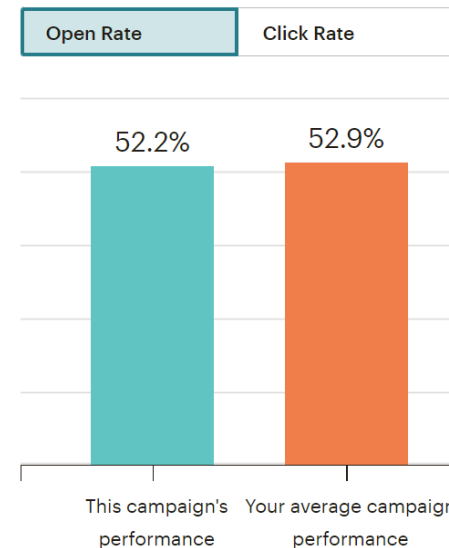
[Learn More](#)




Celebrate the Season in
Madison & Morgan County



Plan your Holiday
Getaway





DESTINATION GUIDE

23-24 Guide Ad Sales

Sales Goal: \$14,500

Total Sales: \$14,900

Total Distribution: 35,000

Questions?



Jennifer Rosa León
Executive Director
Madison Morgan County CVB

Jennifer@visitmadisonga.com
(706) 342-4454

THE HONORABLE BOARD OF COUNTY COMMISSIONERS, MADISON, GEORGIA,
MET THIS DAY IN REGULAR SESSION.

MEETING WAS HELD ON THE SECOND FLOOR OF THE ADMINISTRATION BUILDING.

PRESENT: Chairman Ben Riden, Jr., Vice-Chair Bill Kurtz, Commissioners Philipp von Hanstein, Donald Harris, and Blake McCormack.

STAFF: County Manager Adam Mestres and County Clerk Leslie Brandt.

The meeting was called to order at 5:00 p.m., followed by the Pledge of Allegiance and Invocation.

AGENDA APPROVAL

Motion by Commissioner McCormack, Seconded by Commissioner Harris to approve the agenda with the following addition: add Budget Amendment under New Business. Motion Passed Unanimously.

MINUTES

December 05, 2023 BOC Meeting

Motion by Commissioner von Hanstein, Seconded by Commissioner Kurtz to approve the minutes with the following amendment: amend the motion for Turner tax refund amount from \$31,586.00 to \$38,073.06 which includes additional refund for tax year 2023. Motion Passed Unanimously.

RECREATION CONSTRUCTION MANAGER AT RISK 2ND AMENDMENT ESTABLISHING BUILDING GMP & SCHEDULE FOR PHASE 2 COMMUNITY CENTER & ATHLETIC COMPLEX

On August 1, 2023 the Board of Commissioners approved the First Amendment for Phase 1 Site Civil GMP with Parrish Construction for the Community Center and Athletic Complex for \$8,238,442. Since that time, Parrish (CM at Risk), the working committee (McCormack, Jarrell, Alexander, Williams, and Mestres), TSW (the architect firm), and Ascension Program Management (Jeff Prine, Owner/Rep) have been working to finalize the Phase 2 work and put it out for bid. After all bid packages were verified and vetted the Phase 2 GMP is \$13,223,278. This brings the working total together as follows: Original Contract with Parrish \$35,000 + Amendment 1 for Phase 1 GMP \$8,238,442 + Amendment 2 for Phase 2 GMP \$13,223,278 for a total of \$21,496,720. The overall final cost of the project remains at \$25M.

Motion by Commissioner Harris, Seconded by Commissioner von Hanstein to approve the Construction Manager at Risk Contract for Community Center and Athletic Complex Second Amendment Establishing Building GMP and Schedule. Motion Passed Unanimously.

BUDGET AMENDMENT

During the budget presentation earlier this year the Board was asked to consider a 6% COLA for FY2024. However, the Board agreed to a 4.8% COLA with an option to provide the additional 1.2% later in the fiscal year if funds were available. After review of the financials by the CFO, it was determined that adequate funding was available for a one-time pay supplement not to exceed \$225,000. The recommended breakdown was to give each full-time employee a one-time \$1,000 pay supplement, each part-time employee a one-time \$500 pay supplement, and each seasonal part-time employee a one-time \$250 pay supplement. The total cost for the supplement is \$224,019.14. The breakdown is \$208,175.99 for the wage supplement and \$15,843.15 for FICA/Med. The CFO reached out to each Commissioner on December 12, 2023 to discuss the proposal and was given the go ahead to proceed by all five commissioners. This action needs to be ratified to reflect the above history.

MOTION by Commissioner McCormack, seconded by Commissioner Kurtz to ratify a budget amendment moving \$224,020 from 100-1597-9000 (General Fund Contingency) to 100-1595-51.1100 (Salaries & Wages-Regular Employees). Motion Passed Unanimously.

DEVELOPMENT AUTHORITY BOARD VACANCIES

The terms of Bob Mason and Scott Webb are set to expire on 12/31/2023. Both have submitted applications to be considered for reappointment. No other applications were received.

MOTION by Commissioner McCormack, seconded by Commissioner Harris to reappoint Bob Mason and Scott Webb to the Development Authority Board with terms ending December 31, 2027. Motion Passed Unanimously.

ELECTIONS BOARD VACANCIES

The terms for James Woodard and Barry Broadnax will expire on 12/31/2023. Both have submitted applications to be considered for reappointment. No other applications were received.

MOTION by Commissioner von Hanstein, seconded by Commissioner Harris to reappoint James Woodard and Barry Broadnax to the Elections Board with terms ending December 31, 2027. Motion Passed Unanimously.

TAX ASSESSORS BOARD VACANCY

The term of Nicole Wasendorf on the Tax Assessors Board is set to expire on 12/31/2023. Mrs. Wasendorf submitted an application to be considered for reappointment. No other applications were received.

MOTION by Commissioner McCormack, seconded by Commissioner Harris to reappoint Nicole Wasendorf to the Tax Assessors Board with term ending December 31, 2027. Motion Passed Unanimously.

PLANNING COMMISSION BOARD VACANCY

The term of Tara Dillard is set to expire on 12/31/2023 on the Planning Commission Board. Tara submitted an application to be considered for reappointment. Applications were also received from Chas Moore and Bob McCauley for consideration.

MOTION by Commissioner Harris, seconded by Commissioner McCormack to table this item until the January 02, 2024 BOC meeting. Motion Passed Unanimously.

PUBLIC COMMENTS ON AGENDA ITEMS

No public comments were made.

COMMISSIONER COMMENTS

Commissioners made comments and gave updates on Liaison assignments.

MOTION by Commissioner McCormack, seconded by Commissioner Harris to exit regular session at 5:33 p.m. Motion Passed Unanimously.

EXECUTIVE SESSION- PERSONNEL

MOTION by Commissioner McCormack, seconded by Commissioner Harris to enter Executive Session to discuss personnel at 5:37 p.m. Motion Passed Unanimously. (Original signed Affidavit in Executive Session Legal Requirement Book).

MOTION by Commissioner McCormack, seconded by Commissioner von Hanstein to exit Executive Session and adjourn at 6:28 p.m. Motion Passed Unanimously.

Ben Riden, Jr., Chairman

ATTEST:

Leslie Brandt, County Clerk

| SPLOST COLLECTIONS BY MONTH AND FISCAL YEAR | | | | | |
|---|--------------|--------------|--------------|--------------|-------------------|
| | 2020 | 2021 | 2022 | 2023 | 2024 |
| July | 362,200 | 345,302 | 534,478 | 595,830 | 567,654 |
| August | 357,916 | 349,152 | 501,667 | 586,026 | 569,181 |
| September | 366,512 | 370,178 | 493,350 | 583,436 | 569,800 |
| October | 357,312 | 494,325 | 469,900 | 616,503 | 566,457 |
| November | 351,579 | 414,608 | 543,180 | 606,315 | 575,130 |
| December | 373,361 | 456,465 | 555,549 | 604,888 | |
| January | 323,164 | 386,200 | 492,730 | 592,045 | |
| February | 337,632 | 392,990 | 501,444 | 551,008 | |
| March | 347,359 | 480,342 | 595,480 | 633,458 | |
| April | 350,572 | 483,384 | 601,516 | 587,285 | |
| May | 395,063 | 512,178 | 607,880 | 583,872 | |
| June | 369,441 | 522,517 | 610,236 | 599,121 | |
| | \$ 4,292,111 | \$ 5,207,643 | \$ 6,507,409 | \$ 7,139,788 | \$ 2,848,221 |
| T-SPLOST COLLECTIONS BY MONTH AND FISCAL YEAR | | | | | |
| | 2020 | 2021 | 2022 | 2023 | 2024 TSPLOST 2 |
| July | 310,331 | 298,568 | 443,141 | 465,989 | 446,635 |
| August | 318,932 | 306,613 | 411,171 | 462,257 | 440,742 |
| September | 323,199 | 317,326 | 411,458 | 456,760 | 446,545 |
| October | 316,431 | 437,104 | 383,204 | 492,190 | 424,109 |
| November | 312,979 | 356,934 | 449,916 | 489,356 | 444,061 |
| December | 335,678 | 396,634 | 465,468 | 480,368 | |
| January | 288,895 | 338,894 | 391,642 | 474,941 | |
| February | 302,355 | 339,854 | 408,062 | 426,220 | |
| March | 312,839 | 414,312 | 471,876 | 475,594 | |
| April | 319,402 | 418,646 | 478,108 | 460,256 | |
| May | 364,286 | 421,486 | 472,993 | 457,790 | |
| June | 324,156 | 436,601 | 485,171 | 467,810 | |
| | \$ 3,829,483 | \$ 4,482,972 | \$ 5,272,210 | \$ 5,609,531 | \$ 2,202,093 |
| LOST COLLECTIONS BY MONTH AND FISCAL YEAR | | | | | |
| | 2020 | 2021 | 2022 | 2023 | 2024 |
| July | 264,405 | 240,174 | 390,168 | 434,956 | 403,815 |
| August | 261,677 | 254,881 | 366,217 | 429,787 | 402,273 |
| September | 268,145 | 270,230 | 360,145 | 409,148 | 402,796 |
| October | 261,323 | 360,857 | 343,025 | 435,570 | 400,455 |
| November | 302,664 | 396,522 | 397,646 | 427,486 | 406,560 |
| December | 333,219 | 405,551 | 405,551 | 427,192 | |
| January | 281,926 | 359,693 | 359,693 | 417,690 | |
| February | 286,883 | 366,054 | 366,054 | 389,213 | |
| March | 350,650 | 434,759 | 434,759 | 447,287 | |
| April | 352,870 | 439,183 | 439,183 | 416,123 | |
| May | 372,973 | 442,490 | 442,490 | 414,586 | |
| June | 382,354 | 446,596 | 445,472 | 417,760 | |
| | \$ 3,719,090 | \$ 4,416,990 | \$ 4,750,404 | \$ 5,066,799 | \$ 2,015,899 |

| MORGAN COUNTY CASH BALANCE | |
|--|------------------|
| PERIOD ENDING DECEMBER 31, 2023 | |
| | |
| General Fund | |
| Pooled | 11,057,652.05 |
| Investments - MBS | 6,032,944.16 |
| Investments - Bank of Madison | 2,000,000.00 |
| Senior Center Money Market | 91,887.11 |
| | \$ 19,182,483.32 |
| | |
| Special Revenue Fund | \$ 397,039.74 |
| | |
| T-Splst | |
| Truist cash account | 2,610,193.38 |
| Investments | 1,000,000.00 |
| | \$ 3,610,193.38 |
| | |
| Splost | |
| Truist cash account | 3,378,946.91 |
| Investments | 4,000,000.00 |
| | \$ 7,378,946.91 |
| | |
| Capital Projects Revenue Bonds | |
| Regions cash account | \$ 10,253,479.08 |
| MBS Investments | \$ 10,000,000.00 |
| | |
| Total Cash | \$ 50,822,142.43 |
| | |
| | |

| MORGAN COUNTY REVENUE COMPARISON | | | | | | |
|----------------------------------|---|----------------|----------------|----------------|--------------------|----------------|
| PERIOD ENDING DECEMBER 31, 2023 | | | | | | |
| | | 2022 ACTUAL | 2023 Actual | 2024 Budget | 2024 YTD Actual | % to Actual |
| GENERAL FUND | | | | | | |
| 31.1 | Property Taxes | 13,723,530 | 14,514,325 | 15,243,400 | 12,363,255 | 81.11% |
| 31.3 | Sales And Use Taxes | 4,750,404 | 5,066,799 | 5,040,000 | 2,015,899 | 40.00% |
| 31.4 | Selective Sales And Use Taxes | 58,449 | 58,965 | 50,000 | 20,935 | 41.87% |
| 31.6 | Business Taxes | 1,031,391 | 1,154,451 | 1,170,000 | 1,169,068 | 99.92% |
| 31.9 | Penalties & Interest On Delinquent T | 50,639 | 51,412 | 46,000 | 2,706 | 5.88% |
| 32.1 | Business Licenses | 5,020 | 3,500 | 5,500 | 1,500 | 27.27% |
| 32.2 | Non-Business Licenses And Permits | 20,668 | 15,085 | 14,000 | 3,486 | 24.90% |
| 32.3 | Regulatory Fees | 460,943 | 278,843 | 250,000 | 121,217 | 48.49% |
| 33.1 | Federal Government Grants | 387,587 | 566,656 | 535,335 | 226,326 | 42.28% |
| 33.3 | Federal Government Payments In Lieu | 734 | 1,056 | - | 6,314 | 0.00% |
| 33.4 | State Government Grants | 25,070 | 38,810 | 42,442 | - | 0.00% |
| 33.5 | State Government Payments In Lieu Of | 371,660 | 238,453 | 190,800 | - | 0.00% |
| 33.6 | Local Government Revenue | 9,462 | 1,564 | - | - | 0.00% |
| 34.1 | Charges For Services - General Gov't | 905,179 | 853,740 | 860,500 | 525,711 | 61.09% |
| 34.2 | Charges For Services - Judicial | 67,808 | 81,235 | 71,750 | 42,976 | 59.90% |
| 34.3 | Charges For Svcs-Local Gov't Reimbursements | 164,421 | 163,822 | 160,000 | 4,714 | 2.95% |
| 34.5 | Charges For Svcs-Transit | 26,695 | 41,422 | 40,000 | 33,264 | 83.16% |
| 34.6 | Charges For Svcs-Other Fees | 12,349 | 20,446 | 12,500 | 10,317 | 82.54% |
| 34.7 | Charges for Services - Recreation | 352,592 | 369,230 | 320,500 | 142,785 | 44.55% |
| 34.9 | Charges for Services - Other | 8,490 | 11,352 | 5,000 | 30 | 0.60% |
| 35.1 | Fines And Forfeitures | 708,194 | 953,014 | 910,000 | 305,327 | 33.55% |
| 36.1 | Interest Revenues | 6,861 | 281,379 | 300,500 | 231,297 | 76.97% |
| 37.1 | Contributions And Donations From Pri | 33,344 | 27,713 | 30,000 | 15,157 | 50.52% |
| 38.1 | Rents And Royalties | 283,854 | 293,888 | 310,000 | 130,395 | 42.06% |
| 38.2 | Telephone Commissions | 63,690 | 69,872 | 75,000 | 24,261 | 32.35% |
| 38.3 | Reimbursement For Damaged Property | 29,556 | 15,611 | - | 3,601 | 0.00% |
| 38.9 | Miscellaneous Revenue-Other | 284,842 | 208,021 | 26,000 | 3,844 | 14.79% |
| 39.1 | Interfund Transfers | 142,853 | 2,862,056 | 90,000 | - | 0.00% |
| 39.2 | Proceeds Of Capital Asset Dispositio | 102,146 | 27,956 | 50,000 | 256,140 | 512.28% |
| | Total General Fund Revenue | \$ 24,088,426 | \$ 28,270,677 | \$ 25,849,227 | \$ 17,660,523 | 68.32% |

| MORGAN COUNTY REVENUE COMPARISON | | | | | | |
|---|--------------------------------|----------------|----------------|----------------|--------------------|----------------|
| PERIOD ENDING DECEMBER 31, 2023 | | | | | | |
| | | 2022 ACTUAL | 2023 Actual | 2024 Budget | 2024 YTD Actual | % to Actual |
| HOTEL MOTEL | | | | | | |
| 31 | Taxes | \$ 104,422 | \$ 102,591 | \$ 100,000 | \$ 36,382 | 36.38% |
| SPECIAL REVENUE FUND | | | | | | |
| 35 | Fines and Forfeitures | 109,395 | 126,820 | 90,000 | 38,328 | 42.59% |
| 36 | Investment Income | - | 1 | - | - | - |
| | | \$ 109,395 | \$ 126,821 | \$ 90,000 | \$ 38,328 | 42.59% |
| ARPA FUND | | | | | | |
| 33 | Federal Grants | \$ 85,873 | \$ 3,514,624 | \$ - | \$ - | 0.00% |
| E911 FUND | | | | | | |
| 33 | Reimbursements | 53,818 | 66,906 | 60,000 | - | - |
| 33 | Grants | - | - | - | - | - |
| 34 | 911 Fees | 421,722 | 428,561 | 437,000 | 146,687 | 33.57% |
| | Transfer in from General Fund | 544,891 | 850,000 | 577,864 | 288,932 | 50.00% |
| | | \$ 1,020,432 | \$ 1,345,467 | \$ 1,074,864 | \$ 435,619 | 40.53% |
| CAPITAL PROJECTS FUND | | | | | | |
| | | \$ - | \$ 1,000,000 | \$ - | \$ - | 0.00% |
| CAPITAL PROJECTS FUND - PARK & REC PROJECT | | | | | | |
| 36 | Interest | | 198,260 | 200,000 | 217,719 | |
| | Transfers in from General Fund | | 10,000,000 | - | - | |
| | Bond proceeds | | 10,000,000 | - | - | |
| | | \$ 1,506,950 | \$ 20,198,260 | \$ 200,000 | \$ 217,719 | 0.00% |

| MORGAN COUNTY REVENUE COMPARISON | | | | | | |
|----------------------------------|--------------------------------------|----------------|----------------|----------------|--------------------|----------------|
| PERIOD ENDING DECEMBER 31, 2023 | | | | | | |
| | | 2022 ACTUAL | 2023 Actual | 2024 Budget | 2024 YTD Actual | % to Actual |
| SPLOST | | | | | | |
| 36 | Interest | | 5,700 | | 70,840 | |
| 31 | Sales Tax | 6,507,409 | 7,139,788 | 6,300,000 | 2,848,221 | |
| | | \$ 6,507,409 | \$ 7,145,488 | \$ 6,300,000 | \$ 2,919,061 | 46.33% |
| T-SPLOST | | | | | | |
| 36 | Interest | | | | 38,284 | |
| 31 | Sales Tax | 5,272,558 | 5,609,531 | 5,400,000 | 2,202,093 | 40.78% |
| 33 | Intergovernmental - LMIG | 576,857 | 587,729 | 550,000 | - | 0.00% |
| | | \$ 5,849,415 | \$ 6,197,260 | \$ 5,950,000 | \$ 2,240,376 | 37.65% |
| ENTERPRISE FUNDS | | | | | | |
| | Sewer Fund - tap fees | \$ 149,595 | \$ 61,227 | \$ 30,000 | \$ 62,121 | 207.07% |
| | | | | | | |
| | Solid Waste | | | | | |
| | Charges for Services | 484,616 | 560,781 | 478,000 | 309,367 | 64.72% |
| | Transfer in from General Fund | 1,097,581 | 1,444,272 | 1,349,395 | 674,698 | 50.00% |
| | Proceeds from sale of capital assets | 39,330 | 15,425 | - | - | |
| | | \$ 1,621,527 | \$ 2,020,478 | \$ 1,827,395 | \$ 984,065 | 53.85% |
| | | | | | | |

| MORGAN COUNTY EXPENDITURE COMPARISON | | | | | | |
|--------------------------------------|-------------------------------|----------------|----------------|----------------|--------------------|----------------|
| PERIOD ENDING DECEMBER 31, 2023 | | | | | | |
| | | 2022 Actual | 2023 Actual | 2024 Budget | 2024 YTD Actual | % to Actual |
| GENERAL FUND | | | | | | |
| 1100 | Legislative | 102,264 | 125,055 | 157,130 | 57,265 | 36.44% |
| 1130 | Clerk Of Commission | 87,044 | 92,539 | 104,702 | 50,915 | 48.63% |
| 1300 | Coutny Manager | 246,943 | 297,671 | 357,702 | 161,308 | 45.10% |
| 1400 | Elections | 163,148 | 170,028 | 235,797 | 62,769 | 26.62% |
| 1510 | Financial Administration | 329,194 | 352,907 | 375,645 | 207,950 | 55.36% |
| 1517 | Purchasing | 99,481 | 67,115 | 70,033 | 351 | 0.50% |
| 1530 | Law | 69,884 | 57,846 | 100,000 | 24,354 | 24.35% |
| 1535 | MIS | 544,024 | 573,467 | 594,057 | 276,977 | 46.62% |
| 1540 | Human Resources | 67,130 | 74,680 | 93,893 | 37,218 | 39.64% |
| 1545 | Tax Commissioner | 303,280 | 305,940 | 331,874 | 152,373 | 45.91% |
| 1550 | Tax Assessor | 500,693 | 580,295 | 584,614 | 250,489 | 42.85% |
| 1551 | Board Of Equalization | 12,535 | 15,646 | 21,842 | 8,438 | 38.63% |
| 1555 | Risk Management | 215,435 | 160,633 | 491,350 | 473,397 | 96.35% |
| 1565 | General Government Buildings | 828,944 | 862,722 | 1,186,632 | 523,346 | 44.10% |
| 1566 | General Gov'T Buildings - PSC | 145,523 | 155,048 | 67,000 | 38,512 | 57.48% |
| 1580 | Archives | 12,622 | 13,658 | 15,336 | 6,475 | 42.22% |
| 1595 | General Administration | 22,343 | 24,179 | 841,558 | 247,972 | 29.47% |
| 2150 | Superior Court | 40,308 | 41,922 | 146,478 | 93,526 | 63.85% |
| 2180 | Clerk Of Superior Court | 574,716 | 559,985 | 607,212 | 276,656 | 45.56% |
| 2200 | District Attorney / Juvenile | 148,617 | 148,103 | 165,118 | 94,308 | 57.12% |
| 2400 | Magistrate Court | 357,118 | 399,898 | 423,386 | 192,442 | 45.45% |
| 2450 | Probate Court | 307,688 | 313,783 | 380,538 | 182,827 | 48.04% |
| 2800 | Public Defender | 66,493 | 55,376 | 75,412 | 75,412 | 100.00% |
| 3310 | Sheriff Adminstration | 480,718 | 732,543 | 785,327 | 321,279 | 40.91% |
| 3321 | CID | 440,410 | 472,840 | 518,332 | 240,996 | 46.49% |
| 3323 | Uniform Patrol | 1,590,235 | 1,831,866 | 1,965,987 | 938,191 | 47.72% |
| 3326 | Jail | 2,074,672 | 2,137,186 | 2,417,410 | 1,162,897 | 48.11% |
| 3360 | Court Services | 272,530 | 264,163 | 296,866 | 129,471 | 43.61% |
| 3500 | Fire | 1,126,646 | 1,185,039 | 1,573,064 | 518,782 | 32.98% |
| 3600 | EMS | 326,965 | 506,340 | 513,005 | 245,564 | 47.87% |

| MORGAN COUNTY EXPENDITURE COMPARISON | | | | | | |
|--------------------------------------|--|----------------------|----------------------|----------------------|----------------------|----------------|
| PERIOD ENDING DECEMBER 31, 2023 | | | | | | |
| | | 2022 Actual | 2023 Actual | 2024 Budget | 2024 YTD Actual | % to Actual |
| 3700 | Coroner | 31,175 | 63,788 | 34,317 | 12,412 | 36.17% |
| 3910 | Animal Services | 268,456 | 324,357 | 339,747 | 145,851 | 42.93% |
| 3920 | EMA | 42,504 | 52,272 | 82,297 | 57,861 | 70.31% |
| 4200 | Roads And Bridges / Shop | 991,055 | 977,159 | 1,575,485 | 400,839 | 25.44% |
| 5100 | Health - Hospital and Health Dept. | 1,249,960 | 1,249,670 | 1,249,960 | 749,870 | 59.99% |
| 5520 | Senior Center | 351,922 | 323,825 | 393,342 | 161,080 | 40.95% |
| 5540 | Transit | 397,453 | 400,288 | 562,975 | 260,330 | 46.24% |
| 6180 | Ag Center | 4,082 | 5,294 | 10,000 | 1,248 | 12.48% |
| 6200 | Park And Recreation | 1,216,598 | 1,374,113 | 1,436,368 | 667,035 | 46.44% |
| 6500 | Libraries | 217,621 | 226,021 | 226,021 | 226,021 | 100.00% |
| 7130 | Ag Resources | 178,732 | 245,638 | 253,657 | 104,748 | 41.30% |
| 7131 | Soil Conservation (NRCS) | 50,354 | 22,572 | 45,176 | 20,632 | 45.67% |
| 7140 | Forest Resources | 29,879 | 14,879 | 16,000 | 14,879 | 92.99% |
| 7200 | Building Insprection | 330,168 | 343,761 | 466,686 | 145,671 | 31.21% |
| 7400 | Planning And Zoning | 339,526 | 349,621 | 515,285 | 163,531 | 31.74% |
| 7500 | Economic Development | 54,000 | 50,000 | 50,000 | 25,000 | 50.00% |
| 8000 | Debt Service | 6,258 | 1,564 | 1,167,352 | 1,165,181 | 99.81% |
| | Transfer out to Solid Waste | 906,262 | 1,318,272 | 1,349,395 | 674,698 | 50.00% |
| | Transfer out to E911 | 544,891 | 700,000 | 577,864 | 288,932 | 50.00% |
| | Transfer out to Debt Service | - | - | - | - | 0.00% |
| | Transfer out to Capital Projects | 1,506,950 | 11,000,000 | - | - | 0.00% |
| | Total General Fund Expenditures | \$ 20,275,450 | \$ 31,621,567 | \$ 25,849,227 | \$ 12,338,280 | 47.73% |
| | | | | | | |
| | | | | | | |
| | E911 FUND | | | | | |
| | Operating | \$ 973,459 | \$ 1,150,645 | \$ 1,086,604 | \$ 576,681 | 53.07% |
| | | | | | | |
| | | | | | | |
| | ARPA FUND | | | | | |
| | MIS | \$ 241,078 | \$ 3,514,624 | \$ - | \$ - | 0.00% |
| | | | | | | |

| MORGAN COUNTY EXPENDITURE COMPARISON | | | | | | |
|--------------------------------------|--|----------------|----------------|----------------|--------------------|----------------|
| PERIOD ENDING DECEMBER 31, 2023 | | | | | | |
| | | 2022 Actual | 2023 Actual | 2024 Budget | 2024 YTD Actual | % to Actual |
| HOTEL MOTEL | | | | | | |
| | Payments to CVB and transfer to General Fund | \$ 162,427 | \$ 102,591 | \$ 110,000 | \$ 27,000 | 24.55% |
| SPECIAL REVENUE FUND | | | | | | |
| | Law Enforcement Administration | 2,324 | 11,252 | 26,000 | 6,163 | |
| | Transfer out to General Fund | 40,000 | 40,000 | 40,000 | - | |
| | Payments to Other Agencies | 24,000 | 24,000 | 24,000 | 24,000 | |
| | Total Expenditures | \$ 66,324 | \$ 75,252 | \$ 90,000 | \$ 30,163 | 33.51% |
| SPLOST | | | | | | |
| | MIS | - | 17,800 | - | - | |
| | General Administration | - | 820,866 | - | - | |
| | Law Enforcement | 421,032 | 819,398 | 1,409,109 | 1,148,538 | |
| | Jail | 67,167 | - | - | - | |
| | Fire | 86,219 | 407,469 | 517,476 | 103,538 | |
| | E911 | | 101,413 | - | - | |
| | Animal Services | - | - | - | - | |
| | Solid Waste | 89,000 | - | - | - | |
| | Payments to Cities | 999,343 | 2,116,233 | 1,867,320 | 673,744 | |
| | Transfer out to Park & Recreation | 278,801 | (98) | 3,000,000 | - | |
| | Ag Center | | | 100,000 | - | |
| | Debt Service | 4,659,637 | 1,512,334 | 1,185,756 | 429,956 | |
| | Total Splost Fund Expenditures | \$ 6,601,199 | \$ 5,795,417 | \$ 8,079,661 | \$ 2,355,776 | 29.16% |
| T-SPLOST | | | | | | |
| | Roads & Bridges | 2,588,141 | 5,680,226 | 5,172,564 | 1,084,067 | |
| | Payments to Cities | 1,536,849 | 1,635,178 | 1,620,000 | 515,279 | |
| | Total T-Splost Fund Expenditures | \$ 4,124,990 | \$ 7,315,404 | \$ 6,792,564 | \$ 1,599,346 | 23.55% |

| MORGAN COUNTY EXPENDITURE COMPARISON | | | | | | |
|---|---|----------------|----------------|----------------|--------------------|----------------|
| PERIOD ENDING DECEMBER 31, 2023 | | | | | | |
| | | 2022 Actual | 2023 Actual | 2024 Budget | 2024 YTD Actual | % to Actual |
| CAPITAL PROJECTS FUND | | | | | | |
| | Financial Administration | | | 136,000 | 47,427 | |
| | MIS | 1,200 | 636,130 | 325,000 | 89,738 | |
| | General Government Buildings | 53,193 | - | 200,000 | 89,113 | |
| | Contingency | - | - | 136,000 | - | |
| | Sheriff / CID | 94,766 | 250,961 | 105,000 | 59,191 | |
| | Fire | - | 69,988 | 234,500 | 146,333 | |
| | EMS | - | - | - | - | |
| | Animal Services | - | 22,624 | 95,917 | 87,548 | |
| | Roads & Bridges | 26,500 | - | - | - | |
| | Aquatic Center | - | - | 25,000 | 10,994 | |
| | Park and Recreation | 267,968 | 158,013 | 78,525 | 46,025 | |
| | Ag Resources | 9,904 | - | 15,000 | - | |
| | Solid Waste | 102,319 | 276,000 | - | - | |
| | Total Capital Projects Fund Expenditures | \$ 555,850 | \$ 1,413,717 | \$ 1,350,942 | \$ 576,369 | 42.66% |
| CAPITAL PROJECTS FUND - PARK & REC PROJECT | | | | | | |
| | Recreation Complex Project | \$ - | \$ 1,413,717 | \$ 20,000,000 | \$ 2,130,339 | 10.65% |
| ENTERPRISE FUNDS | | | | | | |
| | Sewer Fund | \$ 54,029 | \$ 57,143 | \$ 54,400 | \$ 14,569 | 26.78% |
| | Solid Waste | \$ 1,549,377 | \$ 1,765,303 | \$ 1,917,395 | \$ 803,436 | 41.90% |
| | | | | | | |
| | | | | | | |
| | | | | | | |

MORGAN COUNTY GOVERNMENT
VENDOR PAYMENTS CHECK REGISTER
Executed By: lbrandt

Page: 1
Date: 12/28/23
Time: 15:12:02

| CHECK NO. | CHK DATE | VENDOR IDENTIFICATION | VENDOR NAME | TYPE | AMOUNT | VOID | OUTSTD |
|--------------|------------|--------------------------------|------------------------------------|--------|--------|------------|--------|
| ===== | | | | | | | |
| 100-SUNTRUST | | GENERAL POOLED-SUNTRUST | | | | | |
| 44665 | 12/05/2023 | AT&T MOBILITY LLC | AT&T MOBILITY LLC | DIRECT | \$ | 974.48 | Yes |
| 44666 | 12/05/2023 | CITY OF MADISON | CITY OF MADISON | DIRECT | \$ | 23,186.96 | Yes |
| 44667 | 12/05/2023 | CORRCARE, INC., C/O HUDSPETH A | CORRCARE, INC., C/O HUDSPETH ACCOU | DIRECT | \$ | 14,444.76 | Yes |
| 44668 | 12/05/2023 | GEORGIA POWER C 105090 | GEORGIA POWER COMPANY | DIRECT | \$ | 37,142.05 | Yes |
| 44669 | 12/05/2023 | GEORGIA POWER COMPANY | GEORGIA POWER COMPANY | DIRECT | \$ | 85.24 | Yes |
| 44670 | 12/05/2023 | GEORGIA POWER COMPANY | GEORGIA POWER COMPANY | DIRECT | \$ | 198.18 | Yes |
| 44671 | 12/05/2023 | MADISON MORGAN CHAMBER OF COMM | MADISON MORGAN CHAMBER OF COMMERCE | DIRECT | \$ | 4,166.67 | Yes |
| 44672 | 12/05/2023 | MADISON-MORGAN COUNTY | MADISON-MORGAN COUNTY CONVENTION | DIRECT | \$ | 4,500.00 | Yes |
| 44673 | 12/05/2023 | MORGAN MEMORIAL HOSPITAL | MORGAN MEDICAL CENTER | DIRECT | \$ | 83,333.33 | Yes |
| 44674 | 12/07/2023 | A KEESEE ENTERPRISE, LLC | A KEESEE ENTERPRISE, LLC | DIRECT | \$ | 11,609.00 | Yes |
| 44675 | 12/07/2023 | ACADEMY LOCK & KEY INC | ACADEMY LOCK & KEY INC | DIRECT | \$ | 5,104.90 | Yes |
| 44676 | 12/07/2023 | ACCG | ACCG-IRMA #0375 | DIRECT | \$ | 4,258.71 | Yes |
| 44677 | 12/07/2023 | AG-PRO COMPANIES | AG-PRO LLC | DIRECT | \$ | 731.14 | Yes |
| 44678 | 12/07/2023 | ALL TURF | ALL TURF | DIRECT | \$ | 2,400.00 | Yes |
| 44679 | 12/07/2023 | ASCENSION PROGRAM MANAGEMENT, | ASCENSION PROGRAM MANAGEMENT, LLC | DIRECT | \$ | 7,800.00 | Yes |
| 44681 | 12/07/2023 | BAILEY, BOBBY L. | BOBBY L. BAILEY | DIRECT | \$ | 56.00 | Yes |
| 44682 | 12/07/2023 | BO'S WRECKER SERVICE | BO'S WRECKER SERVICE | DIRECT | \$ | 1,626.65 | Yes |
| 44683 | 12/07/2023 | BOB BARKER COMPANY INC | BOB BARKER COMPANY INC | DIRECT | \$ | 922.75 | Yes |
| 44684 | 12/07/2023 | CHALLENGER TEAMWEAR | CHALLENGER TEAMWEAR | DIRECT | \$ | 43.90 | Yes |
| 44685 | 12/07/2023 | DANA SAFETY SUPPLY, INC. | DANA SAFETY SUPPLY, INC. | DIRECT | \$ | 119.00 | Yes |
| 44686 | 12/07/2023 | DEE'S CLOCK WORKS LLC | DEE'S CLOCK WORKS LLC | DIRECT | \$ | 532.50 | Yes |
| 44687 | 12/07/2023 | DJ'S AUTO PAINTING INC. | DJ'S AUTO PAINTING INC. | DIRECT | \$ | 15,385.55 | Yes |
| 44688 | 12/07/2023 | EIGHTH DISTRICT CLERK DUES | EIGHTH DISTRICT CLERK DUES | DIRECT | \$ | 25.00 | Yes |
| 44689 | 12/07/2023 | GARDNER, HEATHER | HEATHER GARDNER | DIRECT | \$ | 21.25 | Yes |
| 44690 | 12/07/2023 | GRANITE TELECOMMUNICATIONS | GRANITE TELECOMMUNICATIONS | DIRECT | \$ | 201.76 | Yes |
| 44691 | 12/07/2023 | J SCOTT GRAPHICS | J SCOTT GRAPHICS | DIRECT | \$ | 2,441.85 | Yes |
| 44692 | 12/07/2023 | JACKSON, MITZI | MITZI JACKSON | DIRECT | \$ | 151.90 | Yes |
| 44693 | 12/07/2023 | LEGAL RESEARCH ASSOCIATES | GLOBAL RESEARCH SOLUTIONS, LLC | DIRECT | \$ | 75.00 | Yes |
| 44694 | 12/07/2023 | LOWE'S ROADS | LOWE'S | DIRECT | \$ | 226.85 | Yes |
| 44695 | 12/07/2023 | MADISON RENTALS, INC | MADISON RENTALS, INC | DIRECT | \$ | 1,242.94 | Yes |
| 44696 | 12/07/2023 | MORGAN COUNTY BOARD OF EDUCATI | MORGAN COUNTY BOARD OF EDUCATION | DIRECT | \$ | 85,286.40 | Yes |
| 44697 | 12/07/2023 | MORGAN COUNTY CLERK OF SUPERIO | MORGAN COUNTY CLERK OF SUPERIOR CO | DIRECT | \$ | 2,676.45 | Yes |
| 44698 | 12/07/2023 | MORGAN COUNTY SHERIFF'S OFFICE | MORGAN COUNTY SHERIFF'S OFFICE | DIRECT | \$ | 4,201.00 | Yes |
| 44699 | 12/07/2023 | MORRIS LAW, LLC | MORRIS LAW, LLC | DIRECT | \$ | 133.75 | Yes |
| 44700 | 12/07/2023 | MTJ AMERICAN, LLC | MTJ AMERICAN, LLC | DIRECT | \$ | 2,435.27 | Yes |
| 44701 | 12/07/2023 | NAFECO INC | NAFECO INC | DIRECT | \$ | 1,733.69 | Yes |
| 44702 | 12/07/2023 | NEWTON ELECTRIC SUPPLY | NEWTON ELECTRIC SUPPLY | DIRECT | \$ | 2,172.56 | Yes |
| 44703 | 12/07/2023 | NU-ART PRINTERS | NU-ART PRINTERS | DIRECT | \$ | 710.00 | Yes |
| 44704 | 12/07/2023 | O'REILLY AUTO PARTS | O'REILLY AUTO PARTS | DIRECT | \$ | 211.31 | Yes |
| 44705 | 12/07/2023 | OAK GROVE LANDFILL | OAK GROVE LANDFILL | DIRECT | \$ | 93,047.04 | Yes |
| 44706 | 12/07/2023 | PALMER'S WELDING SUPPLY INC | PALMER'S WELDING SUPPLY INC | DIRECT | \$ | 16.00 | Yes |
| 44707 | 12/07/2023 | PARRISH CONSTRUCTION GROUP | PARRISH CONSTRUCTION GROUP | DIRECT | \$ | 752,957.28 | Yes |
| 44708 | 12/07/2023 | PEACH STATE TRUCK CENTERS | PEACH STATE TRUCK CENTERS | DIRECT | \$ | 2,692.90 | Yes |
| 44709 | 12/07/2023 | PHELPS WELDING & RADIATOR INC | PHELPS WELDING & RADIATOR INC | DIRECT | \$ | 91.22 | Yes |
| 44710 | 12/07/2023 | PRINTABILITY | PRINTABILITY | DIRECT | \$ | 325.00 | Yes |
| 44711 | 12/07/2023 | SHUMA, LLC | SHUMA, LLC | DIRECT | \$ | 14,856.69 | Yes |
| 44712 | 12/07/2023 | SIDNEY LEE WELDING SUPPLY, INC | SIDNEY LEE WELDING SUPPLY, INC. | DIRECT | \$ | 215.72 | Yes |
| 44713 | 12/07/2023 | SLAUGHTER SALES & SERVICE CO I | SLAUGHTER SALES & SERVICE CO IN | DIRECT | \$ | 484.00 | Yes |
| 44714 | 12/07/2023 | SUNSHINE BANNERS & SIGNS | SUNSHINE BANNERS & SIGNS | DIRECT | \$ | 601.32 | Yes |
| 44715 | 12/07/2023 | TD COMMERCIAL | TD COMMERCIAL | DIRECT | \$ | 4,405.94 | Yes |
| 44716 | 12/07/2023 | TK'S TIRE & AUTO PARTS | TK'S TIRE & AUTO PARTS | DIRECT | \$ | 960.72 | Yes |
| 44717 | 12/07/2023 | TRANSLATION STATION | TRANSLATION STATION | DIRECT | \$ | 131.68 | Yes |
| 44718 | 12/07/2023 | UNITED RENTALS | UNITED RENTALS | DIRECT | \$ | 724.47 | Yes |
| 44719 | 12/07/2023 | VERIZON CONNECT NWF, INC. | VERIZON CONNECT NWF, INC. | DIRECT | \$ | 161.90 | Yes |
| 44720 | 12/07/2023 | WILSON, JODI LYNN | JODI LYNN WILSON | DIRECT | \$ | 546.00 | Yes |
| 44721 | 12/07/2023 | YANEZ INTERPRETATON SERVICES | YANEZ INTERPRETATON SERVICES | DIRECT | \$ | 272.95 | Yes |
| 44722 | 12/08/2023 | AT&T MOBILITY LLC | AT&T MOBILITY LLC | DIRECT | \$ | 9,072.97 | Yes |
| 44723 | 12/08/2023 | ATHENS MICROCOMPUTER CENTER, I | ATHENS MICROCOMPUTER CENTER, INC. | DIRECT | \$ | 2,854.00 | Yes |
| 44724 | 12/08/2023 | CFS INSPECTIONS | CFS INSPECTIONS | DIRECT | \$ | 3,272.50 | Yes |
| 44725 | 12/08/2023 | GEORGIA CIVIL INC | GEORGIA CIVIL INC | DIRECT | \$ | 2,632.50 | Yes |
| 44726 | 12/08/2023 | MIKE'S FLOOR COVERING | MIKE'S FLOOR COVERING | DIRECT | \$ | 9,287.50 | Yes |
| 44727 | 12/14/2023 | DC POOL SERVICE LLC | DC POOL SERVICE LLC | DIRECT | \$ | 43,600.00 | Yes |
| 44728 | 12/14/2023 | HOUSEMAN PEST CONTROL INC | HOUSEMAN PEST CONTROL INC | DIRECT | \$ | 4,698.00 | Yes |
| 44729 | 12/14/2023 | MALCOM, HUNTER | HUNTER MALCOM | DIRECT | \$ | 2,500.00 | Yes |
| 44730 | 12/14/2023 | MIKE'S FLOOR COVERING | MIKE'S FLOOR COVERING | DIRECT | \$ | 21,740.00 | Yes |
| 44731 | 12/14/2023 | MORGAN COUNTY CLERK OF SUPERIO | MORGAN COUNTY CLERK OF SUPERIOR CO | DIRECT | \$ | 3,209.79 | Yes |
| 44732 | 12/14/2023 | PARRISH CONSTRUCTION GROUP | PARRISH CONSTRUCTION GROUP | DIRECT | \$ | 539,441.90 | Yes |
| 44733 | 12/14/2023 | STRUCTURED TECHNOLOGIES, INC. | STRUCTURED TECHNOLOGIES, INC. | DIRECT | \$ | 5,237.74 | Yes |

MORGAN COUNTY GOVERNMENT
VENDOR PAYMENTS CHECK REGISTER
Executed By: lbrandt

Page: 2
Date: 12/28/23
Time: 15:12:02

| CHECK NO. | CHK DATE | VENDOR IDENTIFICATION | VENDOR NAME | TYPE | AMOUNT | VOID | OUTSTD |
|--------------------------|--------------------------------|--------------------------------|------------------------------------|--------|-----------------|------|--------|
| 44734 | 12/14/2023 | SYNERGISTIC SOFTWARE, INC. | SYNERGISTIC SOFTWARE, INC. | DIRECT | \$ 11,633.25 | | Yes |
| 44742 | 12/21/2023 | ACCG | ACCG-IRMA #0375 | DIRECT | \$ 97.50 | | Yes |
| 44743 | 12/21/2023 | ACCOLADES | ACCOLADES | DIRECT | \$ 28.00 | | Yes |
| 44744 | 12/21/2023 | BLANTON, NAVKITA | NAVKITA BLANTON | DIRECT | \$ 89.26 | | Yes |
| 44745 | 12/21/2023 | BROWN, KATHRYN | KATHRYN BROWN | DIRECT | \$ 101.86 | | Yes |
| 44746 | 12/21/2023 | CITY OF RUTLEDGE | CITY OF RUTLEDGE | DIRECT | \$ 100.24 | | Yes |
| 44747 | 12/21/2023 | FARMER'S HARDWARE | FARMER'S HARDWARE | DIRECT | \$ 106.96 | | Yes |
| 44748 | 12/21/2023 | GEORGIA POWER C 105090 | GEORGIA POWER COMPANY | DIRECT | \$ 73,079.69 | | Yes |
| 44749 | 12/21/2023 | GEORGIA POWER COMPANY | GEORGIA POWER COMPANY | DIRECT | \$ 243.37 | | Yes |
| 44750 | 12/21/2023 | GEORGIA POWER COMPANY | GEORGIA POWER COMPANY | DIRECT | \$ 395.42 | | Yes |
| 44751 | 12/21/2023 | GRANT, VICKY | VICKY GRANT | DIRECT | \$ 178.52 | | Yes |
| 44752 | 12/21/2023 | GREEN, CIARA | CIARA GREEN | DIRECT | \$ 101.86 | | Yes |
| 44753 | 12/21/2023 | GRIFFIN, ARIELLE | ARIELLE GRIFFIN | DIRECT | \$ 222.82 | | Yes |
| 44754 | 12/21/2023 | GUSSIE'S HOUSE OF FLOWERS | GUSSIE'S HOUSE OF FLOWERS | DIRECT | \$ 15.00 | | Yes |
| 44755 | 12/21/2023 | HUNT, KAITLYN | KAITLYN HUNT | DIRECT | \$ 25.00 | | Yes |
| 44756 | 12/21/2023 | JORDAN, DAPHNE | DAPHNE JORDAN | DIRECT | \$ 50.00 | | Yes |
| 44757 | 12/21/2023 | LEGAL RESEARCH ASSOCIATES | GLOBAL RESEARCH SOLUTIONS, LLC | DIRECT | \$ 75.00 | | Yes |
| 44758 | 12/21/2023 | MAINSTREET VETERINARY HOSPITAL | MAINSTREET VETERINARY HOSPITAL | DIRECT | \$ 2,923.06 | | Yes |
| 44759 | 12/21/2023 | MCCUTHEON, MELVIN | MELVIN MCCUTHEON | DIRECT | \$ 192.58 | | Yes |
| 44760 | 12/21/2023 | MORGAN COUNTY CLERK OF SUPERIO | MORGAN COUNTY CLERK OF SUPERIOR CO | DIRECT | \$ 35.82 | | Yes |
| 44761 | 12/21/2023 | NEVILLE, WILLIAM | WILLIAM NEVILLE | DIRECT | \$ 185.02 | | Yes |
| 44762 | 12/21/2023 | SHRED-IT | SHRED-IT US JV LLC | DIRECT | \$ 222.20 | | Yes |
| 44763 | 12/21/2023 | SLAUGHTER SALES & SERVICE CO I | SLAUGHTER SALES & SERVICE CO IN | DIRECT | \$ 882.36 | | Yes |
| 44764 | 12/21/2023 | SMITH, JONATHAN | JONATHAN SMITH | DIRECT | \$ 75.92 | | Yes |
| 44765 | 12/21/2023 | TYLER TECHNOLOGIES, INC | TYLER TECHNOLOGIES, INC | DIRECT | \$ 43,726.50 | | Yes |
| 44766 | 12/21/2023 | VERIZON CONNECT NWF, INC. | VERIZON CONNECT NWF, INC. | DIRECT | \$ 161.90 | | Yes |
| 44767 | 12/21/2023 | VIDAL, SABRINA | SABRINA VIDAL | DIRECT | \$ 99.34 | | Yes |
| 44768 | 12/21/2023 | WALTON EMC | WALTON EMC | DIRECT | \$ 2,867.69 | | Yes |
| 44769 | 12/21/2023 | WILLIAMS, WENDY | WENDY WILLIAMS | DIRECT | \$ 38.19 | | Yes |
| 44770 | 12/21/2023 | WILSON, JODI LYNN | JODI LYNN WILSON | DIRECT | \$ 1,252.00 | | Yes |
| TOTAL BANK 100-SUNTRUST | | | | | \$ 1,981,812.81 | | |
| 285-SUNTRUST | SPECIAL REVENUE-SUNTRUST | | | | | | |
| 351 | 12/07/2023 | RENDER AD SERVICE,LLC | RENDER AD SERVICE,LLC | DIRECT | \$ 3,775.46 | | Yes |
| TOTAL BANK 285-SUNTRUST | | | | | \$ 3,775.46 | | |
| SPLOST POOLED | SPLOST POOLED ACCOUNT-SUNTRUST | | | | | | |
| 3232 | 12/07/2023 | AKO SIGNS | AKO SIGNS | DIRECT | \$ 2,475.00 | | Yes |
| 3233 | 12/07/2023 | CITY OF BOSTWICK | CITY OF BOSTWICK | DIRECT | \$ 11,555.72 | | Yes |
| 3234 | 12/07/2023 | CITY OF BUCKHEAD | CITY OF BUCKHEAD | DIRECT | \$ 5,437.99 | | Yes |
| 3235 | 12/07/2023 | CITY OF MADISON | CITY OF MADISON | DIRECT | \$ 126,149.95 | | Yes |
| 3236 | 12/07/2023 | CITY OF RUTLEDGE | CITY OF RUTLEDGE | DIRECT | \$ 24,754.17 | | Yes |
| 3237 | 12/07/2023 | MADISON CAR CARE | MADISON CAR CARE | DIRECT | \$ 4,150.00 | | Yes |
| 3238 | 12/07/2023 | UNIVERSAL SAFETY SOLUTIONS | UNIVERSAL SAFETY SOLUTION OF SAVAN | DIRECT | \$ 1,800.00 | | Yes |
| 3239 | 12/08/2023 | UNIVERSAL SAFETY SOLUTIONS | UNIVERSAL SAFETY SOLUTION OF SAVAN | DIRECT | \$ 1,950.00 | | Yes |
| 3240 | 12/14/2023 | COMTECH COMMUNICATIONS OF GEOR | COMTECH COMMUNICATIONS OF GEORGIA, | DIRECT | \$ 149,550.70 | | Yes |
| 3241 | 12/14/2023 | FIRELINE INC | FIRELINE INC | DIRECT | \$ 22,450.00 | | Yes |
| TOTAL BANK SPLOST POOLED | | | | | \$ 350,273.53 | | |
| TSPLOST POOLED | TSPLOST-SUNTRUST | | | | | | |
| 1387 | 10/19/2023 | CITY OF BUCKHEAD | CITY OF BUCKHEAD | MANUAL | \$ 0.00 | | No |
| 1388 | 10/19/2023 | CITY OF MADISON | CITY OF MADISON | MANUAL | \$ 0.00 | | No |
| 1397 | 10/27/2023 | CITY OF BUCKHEAD | CITY OF BUCKHEAD | MANUAL | \$ 0.00 | | No |
| 1398 | 10/27/2023 | CITY OF MADISON | CITY OF MADISON | MANUAL | \$ 0.00 | | No |
| 1415 | 12/07/2023 | AG-PRO COMPANIES | AG-PRO LLC | DIRECT | \$ 1,535.53 | | Yes |
| 1416 | 12/07/2023 | BO'S WRECKER SERVICE | BO'S WRECKER SERVICE | DIRECT | \$ 381.64 | | Yes |
| 1417 | 12/07/2023 | CITY OF BOSTWICK | CITY OF BOSTWICK | DIRECT | \$ 7,973.24 | | Yes |
| 1418 | 12/07/2023 | CITY OF BUCKHEAD | CITY OF BUCKHEAD | DIRECT | \$ 4,113.85 | | Yes |
| 1419 | 12/07/2023 | CITY OF MADISON | CITY OF MADISON | DIRECT | \$ 93,855.24 | | Yes |
| 1420 | 12/07/2023 | CITY OF RUTLEDGE | CITY OF RUTLEDGE | DIRECT | \$ 18,363.90 | | Yes |
| 1421 | 12/07/2023 | CROWDER SUPPLY COMPANY, LLC | CROWDER SUPPLY COMPANY, LLC | DIRECT | \$ 3,423.04 | | Yes |
| 1422 | 12/07/2023 | MADISON CAR CARE | MADISON CAR CARE | DIRECT | \$ 70.00 | | Yes |
| 1423 | 12/07/2023 | MARTIN MARIETTA MATERIALS | MARTIN MARIETTA MATERIALS | DIRECT | \$ 16,193.25 | | Yes |
| 1424 | 12/07/2023 | PHELPS WELDING & RADIATOR INC | PHELPS WELDING & RADIATOR INC | DIRECT | \$ 70.40 | | Yes |
| 1425 | 12/07/2023 | SAFETY PRODUCTS INC. | SAFETY PRODUCTS INC. | DIRECT | \$ 768.72 | | Yes |
| 1426 | 12/07/2023 | TD COMMERCIAL | TD COMMERCIAL | DIRECT | \$ 1,349.24 | | Yes |

MORGAN COUNTY GOVERNMENT
VENDOR PAYMENTS CHECK REGISTER
Executed By: lbrandt

Page: 3
Date: 12/28/23
Time: 15:12:02

| CHECK NO. | CHK DATE | VENDOR IDENTIFICATION | VENDOR NAME | TYPE | AMOUNT | VOID | OUTSTD |
|---------------------------|------------|------------------------------|------------------------------|--------|-----------------|------|--------|
| 1427 | 12/07/2023 | TK'S TIRE & AUTO PARTS | TK'S TIRE & AUTO PARTS | DIRECT | \$ 122.52 | | Yes |
| 1428 | 12/07/2023 | UNIQUE PAVING MATERIALS CORP | UNIQUE PAVING MATERIALS CORP | DIRECT | \$ 936.90 | | Yes |
| 1429 | 12/07/2023 | YANCEY BROTHERS COMPANY | YANCEY BROTHERS COMPANY | DIRECT | \$ 81,459.00 | | Yes |
| 1430 | 12/07/2023 | YOUNGBLOOD MOTOR COMPANY | YOUNGBLOOD MOTOR COMPANY | DIRECT | \$ 267.00 | | Yes |
| 1431 | 12/08/2023 | THE BIG GREEN SIGN CO., LLC | THE BIG GREEN SIGN CO., LLC | DIRECT | \$ 930.55 | | Yes |
| 1432 | 12/14/2023 | LNCO | LNCO | DIRECT | \$ 21,237.50 | | Yes |
| 1433 | 12/14/2023 | MARTIN MARIETTA MATERIALS | MARTIN MARIETTA MATERIALS | DIRECT | \$ 2,884.67 | | Yes |
| 1434 | 12/21/2023 | CEDAR HILL INCORPORATED | CEDAR HILL INCORPORATED | DIRECT | \$ 21,500.00 | | Yes |
| TOTAL BANK TSPLOST POOLED | | | | | \$ 277,436.19 | | |
| | | | | | ===== | | |
| TOTAL ALL | | | | | \$ 2,613,297.99 | | |

MORGAN COUNTY GOVERNMENT
VENDOR ELECTRONIC PAYMENTS REGISTER REPORT
Executed By: lbrandt

Page: 1
Date: 12/28/23
Time: 15:13:23

| ETF NUMBER | ETF DATE | VENDOR IDENTIFICATION | VENDOR NAME | TYPE | AMOUNT | CHECKING | ACCOUNT #? | ROUTING #? | ACH | ACTIVE |
|--|------------|--------------------------------|-----------------------------------|--------|--------------|----------|------------|------------|-----|--------|
| ===== | | | | | | | | | | |
| Bank: 100-SUNTRUST | | GENERAL POOLED-SUNTRUST | | | | | | | | |
| ELECTRONIC TYPE: DIRECT DEPOSIT ACH FILE | | | | | | | | | | |
| 69860 | 12/07/2023 | BRANDT, LESLIE SMITH | LESLIE SMITH BRANDT | DIRECT | \$ 50.00 | Yes | Yes | Yes | Yes | Yes |
| 69861 | 12/07/2023 | BRITT, CHRISTINA | CHRISTINA BRITT | DIRECT | \$ 25.00 | Yes | Yes | Yes | Yes | Yes |
| 69862 | 12/07/2023 | BRYAN, ANGELA M | ANGELA M BRYAN | DIRECT | \$ 49.00 | Yes | Yes | Yes | Yes | Yes |
| 69863 | 12/07/2023 | CAGLE, ALAN | ALAN CAGLE | DIRECT | \$ 50.00 | Yes | Yes | Yes | Yes | Yes |
| 69864 | 12/07/2023 | CAGLE, SHANNON | SHANNON CAGLE | DIRECT | \$ 40.00 | Yes | Yes | Yes | Yes | Yes |
| 69865 | 12/07/2023 | CENTRAL GEORGIA EMC | CENTRAL GEORGIA EMC | DIRECT | \$ 669.30 | Yes | Yes | Yes | Yes | Yes |
| 69866 | 12/07/2023 | CES-CITY ELECTRIC ACCOUNTS | CES-CITY ELECTRIC ACCOUNTS | DIRECT | \$ 4,809.14 | Yes | Yes | Yes | Yes | Yes |
| 69867 | 12/07/2023 | CHARTER COMMUNICATIONS | CHARTER COMMUNICATIONS | DIRECT | \$ 2,859.90 | Yes | Yes | Yes | Yes | Yes |
| 69868 | 12/07/2023 | CINTAS #201 DECATUR | CINTAS #201 DECATUR | DIRECT | \$ 930.47 | Yes | Yes | Yes | Yes | Yes |
| 69869 | 12/07/2023 | CIVICPLUS | CIVICPLUS | DIRECT | \$ 7,669.53 | Yes | Yes | Yes | Yes | Yes |
| 69870 | 12/07/2023 | DAVIS, BRENDA C. - CCR | BRENDA C. DAVIS, CCR | DIRECT | \$ 400.00 | Yes | Yes | Yes | Yes | Yes |
| 69871 | 12/07/2023 | DAVIS, DENNIS W. | DENNIS W. DAVIS | DIRECT | \$ 238.60 | Yes | Yes | Yes | Yes | Yes |
| 69872 | 12/07/2023 | FARRINGTON, RICHARD JORDAN | RICHARD JORDAN FARRINGTON | DIRECT | \$ 210.00 | Yes | Yes | Yes | Yes | Yes |
| 69873 | 12/07/2023 | GALLS | GALLS | DIRECT | \$ 1,498.92 | Yes | Yes | Yes | Yes | Yes |
| 69874 | 12/07/2023 | HARRIS COMPUTER SYSTEMS | HARRIS COMPUTER SYSTEMS | DIRECT | \$ 6,642.16 | Yes | Yes | Yes | Yes | Yes |
| 69875 | 12/07/2023 | MADDOX, TAMARA | TAMARA MADDOX | DIRECT | \$ 190.08 | Yes | Yes | Yes | Yes | Yes |
| 69876 | 12/07/2023 | MAULDIN & JENKINS, LLC | MAULDIN & JENKINS, LLC | DIRECT | \$ 7,500.00 | Yes | Yes | Yes | Yes | Yes |
| 69877 | 12/07/2023 | MAULDIN, MISSY | MISSY MAULDIN | DIRECT | \$ 50.00 | Yes | Yes | Yes | Yes | Yes |
| 69878 | 12/07/2023 | MERRITT, JR., CHARLES W. | CHARLES W. MERRITT, JR. | DIRECT | \$ 50.00 | Yes | Yes | Yes | Yes | Yes |
| 69879 | 12/07/2023 | METROPOLITAN COMMUNICATIONS | METROPOLITAN COMMUNICATIONS | DIRECT | \$ 1,050.00 | Yes | Yes | Yes | Yes | Yes |
| 69880 | 12/07/2023 | NESBIT REPAIR LLC | NESBIT REPAIR LLC | DIRECT | \$ 1,127.99 | Yes | Yes | Yes | Yes | Yes |
| 69881 | 12/07/2023 | NINJA ONE, LLC | NINJA ONE, LLC | DIRECT | \$ 8,155.80 | Yes | Yes | Yes | Yes | Yes |
| 69882 | 12/07/2023 | NUNN, MARY S. | MARY S. NUNN | DIRECT | \$ 50.00 | Yes | Yes | Yes | Yes | Yes |
| 69883 | 12/07/2023 | OAKLEY, MARY | MARY ELIZABETH OAKLEY | DIRECT | \$ 50.00 | Yes | Yes | Yes | Yes | Yes |
| 69884 | 12/07/2023 | PROCTOR, AMANDA WAGES | AMANDA WAGES PROCTOR | DIRECT | \$ 170.00 | Yes | Yes | Yes | Yes | Yes |
| 69885 | 12/07/2023 | PUBLIC SAFETY UNIFORM & SUPPLY | PUBLIC SAFETY UNIFORM & SUPPLY | DIRECT | \$ 882.85 | Yes | Yes | Yes | Yes | Yes |
| 69886 | 12/07/2023 | QUALITY TIRE RECYCLING, INC | QUALITY TIRE RECYCLING, INC | DIRECT | \$ 943.00 | Yes | Yes | Yes | Yes | Yes |
| 69887 | 12/07/2023 | STAPLES | STAPLES ADVANTAGE | DIRECT | \$ 186.90 | Yes | Yes | Yes | Yes | Yes |
| 69888 | 12/07/2023 | TAYLOR, SHANE | SHANE TAYLOR | DIRECT | \$ 71.74 | Yes | Yes | Yes | Yes | Yes |
| 69889 | 12/07/2023 | TOSHIBA BUSINESS SOLUTIONS, US | TOSHIBA BUSINESS SOLUTIONS, USA | DIRECT | \$ 747.27 | Yes | Yes | Yes | Yes | Yes |
| 69890 | 12/07/2023 | TOSHIBA FINANCIAL SERVICES | TOSHIBA FINANCIAL SERVICES | DIRECT | \$ 2,897.00 | Yes | Yes | Yes | Yes | Yes |
| 69891 | 12/07/2023 | VERBATIM COURT REPORTERS INC | VERBATIM COURT REPORTERS INC | DIRECT | \$ 1,142.65 | Yes | Yes | Yes | Yes | Yes |
| 69892 | 12/07/2023 | VOIANCE LANGUAGE SERVICES, LLC | VOIANCE LANGUAGE SERVICES, LLC | DIRECT | \$ 36.75 | Yes | Yes | Yes | Yes | Yes |
| 69893 | 12/07/2023 | WATERLOGIC AMER DBA PURE WATER | QUENCH USA, INC. | DIRECT | \$ 179.85 | Yes | Yes | Yes | Yes | Yes |
| 69894 | 12/07/2023 | WEX BANK | WEX BANK | DIRECT | \$ 2,887.64 | Yes | Yes | Yes | Yes | Yes |
| 69895 | 12/07/2023 | WOODARD, JANET | JANET WOODARD | DIRECT | \$ 40.00 | Yes | Yes | Yes | Yes | Yes |
| 69896 | 12/08/2023 | NATIONAL BUSINESS FURNITURE | NATIONAL BUSINESS FURNITURE | DIRECT | \$ 2,759.08 | Yes | Yes | Yes | Yes | Yes |
| 69897 | 12/08/2023 | STERLING COMPUTERS CORPORATION | STERLING COMPUTERS CORPORATION | DIRECT | \$ 1,903.32 | Yes | Yes | Yes | Yes | Yes |
| 69898 | 12/08/2023 | NATIONAL BUSINESS FURNITURE | NATIONAL BUSINESS FURNITURE | DIRECT | \$ 238.60 | Yes | Yes | Yes | Yes | Yes |
| 69900 | 12/12/2023 | TSW | TSW | DIRECT | \$ 70,762.65 | Yes | Yes | Yes | Yes | Yes |
| 70366 | 12/21/2023 | ASCENSION PROGRAM MANAGEMENT, | ASCENSION PROGRAM MANAGEMENT, LLC | DIRECT | \$ 7,800.00 | Yes | Yes | Yes | Yes | Yes |
| 70367 | 12/21/2023 | BROADNAX, BARRY | BARRY BROADNAX | DIRECT | \$ 193.24 | Yes | Yes | Yes | Yes | Yes |

MORGAN COUNTY GOVERNMENT
VENDOR ELECTRONIC PAYMENTS REGISTER REPORT
Executed By: lbrandt

Page: 2
Date: 12/28/23
Time: 15:13:24

| ETF NUMBER | ETF DATE | VENDOR IDENTIFICATION | VENDOR NAME | TYPE | AMOUNT | CHECKING | ACCOUNT #? | ROUTING #? | ACH | ACTIVE |
|--|------------|--------------------------------|---------------------------------|--------|---------------|----------|------------|------------|-----|--------|
| ===== | | | | | | | | | | |
| 70368 | 12/21/2023 | CANON SOLUTIONS AMERICA | CANON SOLUTIONS AMERICA | DIRECT | \$ 354.24 | Yes | Yes | Yes | Yes | |
| 70369 | 12/21/2023 | CINTAS #201 DECATUR | CINTAS #201 DECATUR | DIRECT | \$ 625.91 | Yes | Yes | Yes | Yes | |
| 70370 | 12/21/2023 | CLEAR IMAGE AUTO GLASS, INC | CLEAR IMAGE AUTO GLASS, INC | DIRECT | \$ 629.87 | Yes | Yes | Yes | Yes | |
| 70371 | 12/21/2023 | COVETRUS NORTH AMERICA | COVETRUS NORTH AMERICA | DIRECT | \$ 851.25 | Yes | Yes | Yes | Yes | |
| 70372 | 12/21/2023 | DEAL, SHAUNN A. | SHAUNN A. DEAL | DIRECT | \$ 160.00 | Yes | Yes | Yes | Yes | |
| 70373 | 12/21/2023 | DORAN, JENNIFER B | JENNIFER B DORAN | DIRECT | \$ 156.24 | Yes | Yes | Yes | Yes | |
| 70374 | 12/21/2023 | FARRINGTON, RICHARD JORDAN | RICHARD JORDAN FARRINGTON | DIRECT | \$ 355.00 | Yes | Yes | Yes | Yes | |
| 70375 | 12/21/2023 | FONTIS WATER | FONTIS WATER | DIRECT | \$ 147.00 | Yes | Yes | Yes | Yes | |
| 70376 | 12/21/2023 | GA FOOD SERVICE, INC | GA FOOD SERVICE, INC | DIRECT | \$ 4,127.99 | Yes | Yes | Yes | Yes | |
| 70377 | 12/21/2023 | GATOR KENNELS,LLC | GATOR KENNELS,LLC | DIRECT | \$ 20,601.50 | Yes | Yes | Yes | Yes | |
| 70378 | 12/21/2023 | GIDDENS, TREVOR | TREVOR GIDDENS | DIRECT | \$ 160.00 | Yes | Yes | Yes | Yes | |
| 70379 | 12/21/2023 | GOTO COMMUNICATIONS | GOTO COMMUNICATIONS | DIRECT | \$ 2,249.01 | Yes | Yes | Yes | Yes | |
| 70380 | 12/21/2023 | HANSON, CHARLES | CHARLES T. HANSON | DIRECT | \$ 581.00 | Yes | Yes | Yes | Yes | |
| 70381 | 12/21/2023 | HARRIS COMPUTER SYSTEMS | HARRIS COMPUTER SYSTEMS | DIRECT | \$ 2,011.10 | Yes | Yes | Yes | Yes | |
| 70382 | 12/21/2023 | HAYES, KIRBY | KIRBY HAYES | DIRECT | \$ 183.24 | Yes | Yes | Yes | Yes | |
| 70383 | 12/21/2023 | KOFILE | KOFILE | DIRECT | \$ 977.76 | Yes | Yes | Yes | Yes | |
| 70384 | 12/21/2023 | LANIER, CHAD | CHAD LANIER | DIRECT | \$ 80.00 | Yes | Yes | Yes | Yes | |
| 70385 | 12/21/2023 | MACK ,CCR, DENNI K. | DENNI K. MACK ,CCR | DIRECT | \$ 2,988.16 | Yes | Yes | Yes | Yes | |
| 70386 | 12/21/2023 | MCCURLEY, SANDY | SANDY MCCURLEY | DIRECT | \$ 350.44 | Yes | Yes | Yes | Yes | |
| 70387 | 12/21/2023 | MITCHELL, TERRI LYNN | TERRI LYNN MITCHELL | DIRECT | \$ 80.00 | Yes | Yes | Yes | Yes | |
| 70388 | 12/21/2023 | NUNN, MARY S. | MARY S. NUNN | DIRECT | \$ 75.25 | Yes | Yes | Yes | Yes | |
| 70389 | 12/21/2023 | PROCTOR, AMANDA WAGES | AMANDA WAGES PROCTOR | DIRECT | \$ 80.00 | Yes | Yes | Yes | Yes | |
| 70390 | 12/21/2023 | TIMECLOCK PLUS | TIMECLOCK PLUS | DIRECT | \$ 71.82 | Yes | Yes | Yes | Yes | |
| 70391 | 12/21/2023 | TOSHIBA BUSINESS SOLUTIONS, US | TOSHIBA BUSINESS SOLUTIONS, USA | DIRECT | \$ 921.77 | Yes | Yes | Yes | Yes | |
| 70392 | 12/21/2023 | TRINITY SERVICES GROUP, INC. | TRINITY SERVICES GROUP, INC. | DIRECT | \$ 17,059.19 | Yes | Yes | Yes | Yes | |
| | | | | | ----- | | | | | |
| TOTAL TYPE: DIRECT DEPOSIT ACH FILE | | | | | \$ 194,086.17 | | | | | |
| ELECTRONIC TYPE: DIRECT DRAFTED/TRANSFERRED FROM ACCOUNT | | | | | | | | | | |
| 69625 | 12/05/2023 | NEW YORK CITIBANK | NEW YORK CITIBANK | DIRECT | \$ 64,942.19 | No | No | No | No | |
| 69899 | 12/11/2023 | NEW YORK CITIBANK | NEW YORK CITIBANK | DIRECT | \$ 58,364.74 | No | No | No | No | |
| 70118 | 12/18/2023 | NEW YORK CITIBANK | NEW YORK CITIBANK | DIRECT | \$ 16,972.52 | No | No | No | No | |
| 70394 | 12/26/2023 | NEW YORK CITIBANK | NEW YORK CITIBANK | DIRECT | \$ 47,605.21 | No | No | No | No | |
| | | | | | ----- | | | | | |
| TOTAL TYPE: DIRECT DRAFTED/TRANSFERRED FROM ACCOUNT | | | | | \$ 187,884.66 | | | | | |
| | | | | | ----- | | | | | |
| TOTAL BANK: 100-SUNTRUST | | | | | \$ 381,970.83 | | | | | |
| | | | | | ===== | | | | | |
| TOTAL ALL ELECTRONIC TRANSFERS = | | | | | \$ 381,970.83 | | | | | |



MORGAN COUNTY AGENDA REQUEST

Department:

Administration

Presenter(s):

Meeting Date: mm/dd/yyyy

01/02/2024

Type of Request:

New Business

Wording for the Agenda:

Planning Commission Board Vacancy

Background/History/Details:

The term of Tara Dillard is set to expire 12/31/2023 on the Planning Commission Board. Tara submitted an application to be considered for reappointment. Applications were also received from Chas Moore and Bob McCauley for consideration.

****This item was tabled at the 12/19/2023 BOC meeting for further consideration****

What action are you seeking from the Board of Commissioners?

Motion to appoint an applicant to the Planning Commission Board with term ending 12/31/2026.

If this item requires funding, please describe:

Has this request been considered within the past two years?

No

If so, when?

Is Audio-Visual Equipment Required for this Request?*

No

Backup Provided with Request?

Yes

*** All audio-visual material must be submitted to the County Clerk's Office no later than 48 hours prior to the meeting. It is also your department's responsibility to ensure all third-party audio-visual material is submitted at least 48 hours in advance.**

Approved by Finance

Not Applicable

Approved by Purchasing

Not Applicable

Manager's Approval

No

Staff Notes:



MORGAN COUNTY AGENDA REQUEST

Department:

Administration

Presenter(s):

Meeting Date: mm/dd/yyyy 1/2/2024

Type of Request: New Business

Wording for the Agenda:

2024 Qualifying Fees-Resolution 2024-RES-001

Background/History/Details:

As required by O.C.G.A. 21-2-131, the Board of Commissioners must set and publish qualifying fees to be paid by candidates for elections in Morgan County in 2024. The qualifying fees are listed below.

| | |
|--|------------|
| Board of Education (Districts 1, 2 and 3) | \$113.00 |
| County Commissioner (Districts 3, 4 and 5) | \$394.00 |
| Coroner | \$348.00 |
| Clerk of Superior Court | \$1,779.00 |
| Judge, Magistrate Court | \$1,782.00 |
| Judge, Probate Court | \$1,779.00 |
| Sheriff | \$2,123.00 |
| Tax Commissioner | \$1,779.00 |

What action are you seeking from the Board of Commissioners?

Motion to approve the 2024 qualifying fees and resolution 2024-RES-001.

If this item requires funding, please describe:

Has this request been considered within the past two years?

No

If so, when?

Is Audio-Visual Equipment Required for this Request?*

No

Backup Provided with Request?

Yes

*** All audio-visual material must be submitted to the County Clerk's Office no later than 48 hours prior to the meeting. It is also your department's responsibility to ensure all third-party audio-visual material is submitted at least 48 hours in advance.**

Approved by Finance

Not Applicable

Approved by Purchasing

Not Applicable

Manager's Approval

No

Staff Notes:

RESOLUTION- QUALIFYING FEES FOR ELECTED COUNTY OFFICES FOR 2024**STATE OF GEORGIA****COUNTY OF MORGAN**

WHEREAS, the Board of Commissioners is the Governing Authority for Morgan County, Georgia; and

WHEREAS, the Board of Commissioners is required by O.C.G.A. 21-2-131, to set and publish qualifying fees for county offices not later than February 1st of any year in which a general primary, nonpartisan election, or general election is to be held; and

WHEREAS, the qualifying fees for County Commissioner, Coroner, and Board of Education Member are required to be 3% of the base salary (including cost of living adjustment) and;

WHEREAS, the qualifying fees for Superior Court Clerk, Probate Judge, Magistrate Judge, Sheriff, and Tax Commissioner are required to be 3% of the minimum base salary specified in state law for each of those offices based on the County's current census;

NOW THEREFORE BE IT RESOLVED, the Board hereby approves the qualifying fees for elected offices for 2024 as follows:

| OFFICE | QUALIFYING FEE |
|--|-----------------------|
| Board of Education (Districts 1, 2 and 3) | \$113.00 |
| County Commissioner (Districts 3, 4 and 5) | \$394.00 |
| Coroner | \$348.00 |
| Clerk of Superior Court | \$1,779.00 |
| Judge, Magistrate Court | \$1,782.00 |
| Judge, Probate Court | \$1,779.00 |
| Sheriff | \$2,123.00 |
| Tax Commissioner | \$1,779.00 |

BE IT FURTHER RESOLVED, these qualifying fees shall be published in the legal organ of the county as required by law.

This resolution shall become effective immediately upon passage.

SO RESOLVED, this 2nd day of January, 2024.

MORGAN COUNTY, GEORGIA,
Acting by and through its Board of Commissioners

, Chairman

, Vice-Chairman

, Commissioner

, Commissioner

, Commissioner

Attest: Leslie Brandt, County Clerk



MORGAN COUNTY AGENDA REQUEST

Department:

Presenter(s):

Meeting Date: mm/dd/yyyy

Type of Request:

Wording for the Agenda:

2024 County Physician Appointment

Background/History/Details:

Per the Morgan County Code of Ordinance, the Board of Commissioners must appoint a County Physician each year. Dr. Zant has filled this position for many years and is willing to serve once again for 2024.

What action are you seeking from the Board of Commissioners?

Motion to appoint Dr. Dan Zant as the County Physician for 2024.

If this item requires funding, please describe:

Has this request been considered within the past two years?

If so, when?

Is Audio-Visual Equipment Required for this Request?*

Backup Provided with Request?

*** All audio-visual material must be submitted to the County Clerk's Office no later than 48 hours prior to the meeting. It is also your department's responsibility to ensure all third-party audio-visual material is submitted at least 48 hours in advance.**

Approved by Finance

Approved by Purchasing

Manager's Approval

Staff Notes: